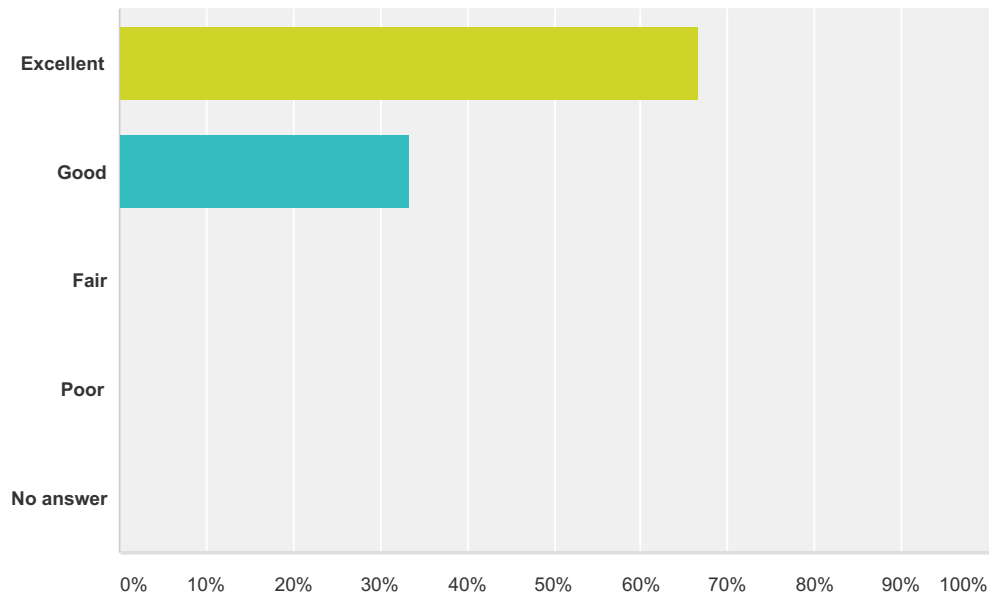


Q1 The quality of content for the GRACast was:

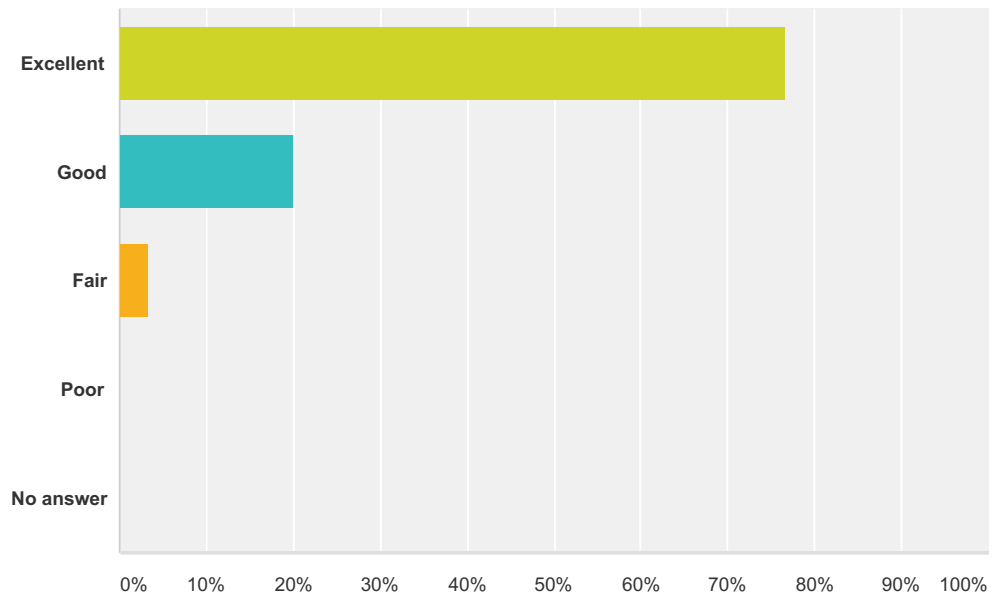
Answered: 30 Skipped: 0



Answer Choices	Responses	
Excellent	66.67%	20
Good	33.33%	10
Fair	0.00%	0
Poor	0.00%	0
No answer	0.00%	0
Total		30

Q2 The quality of presentation for the GRACast was:

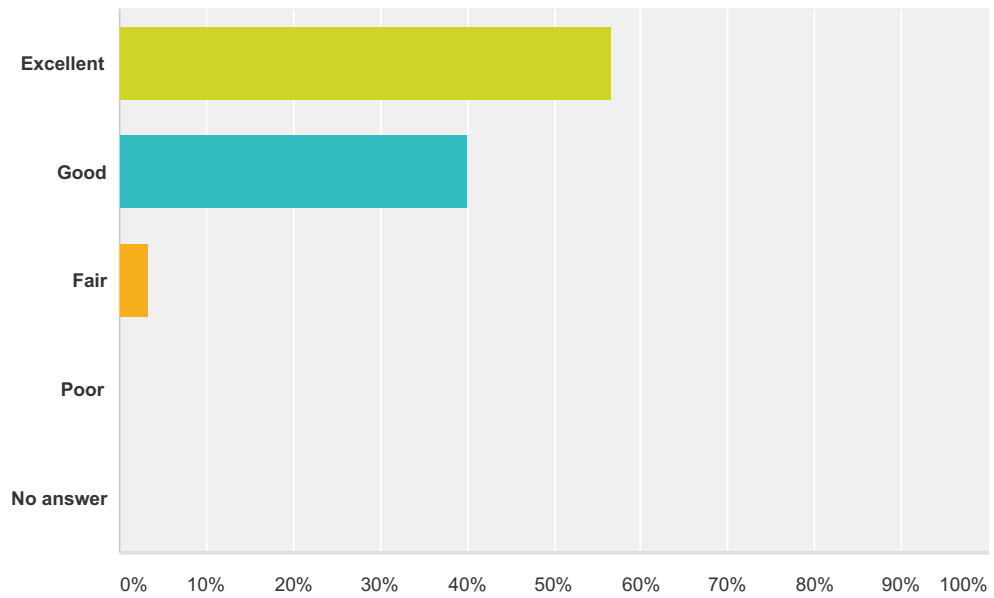
Answered: 30 Skipped: 0



Answer Choices	Responses	
Excellent	76.67%	23
Good	20.00%	6
Fair	3.33%	1
Poor	0.00%	0
No answer	0.00%	0
Total		30

Q3 The level of technical material presented in the GRACast was:

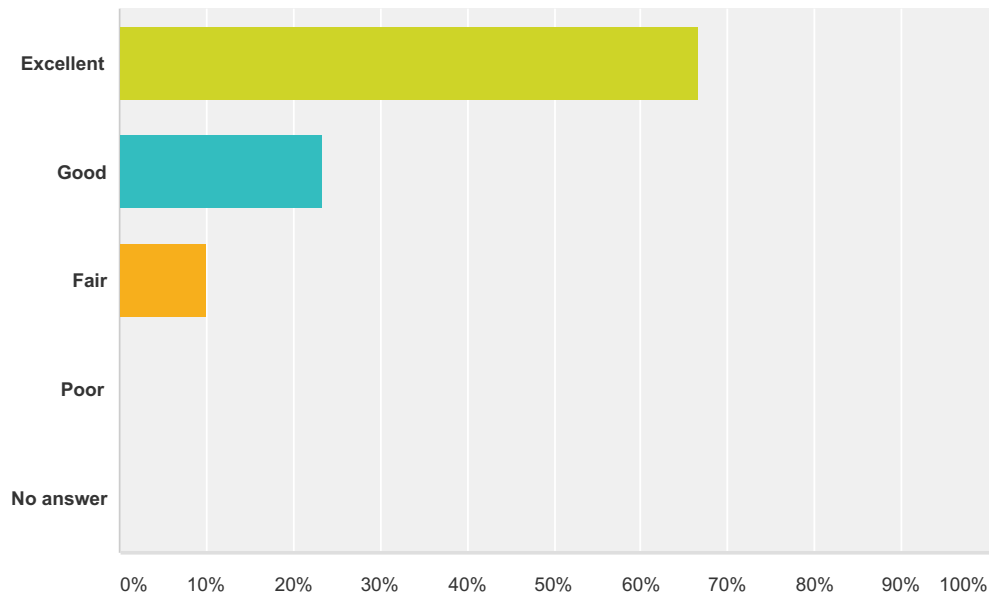
Answered: 30 Skipped: 0



Answer Choices	Responses	
Excellent	56.67%	17
Good	40.00%	12
Fair	3.33%	1
Poor	0.00%	0
No answer	0.00%	0
Total		30

Q4 The logistics for connecting via telephone and sound were:

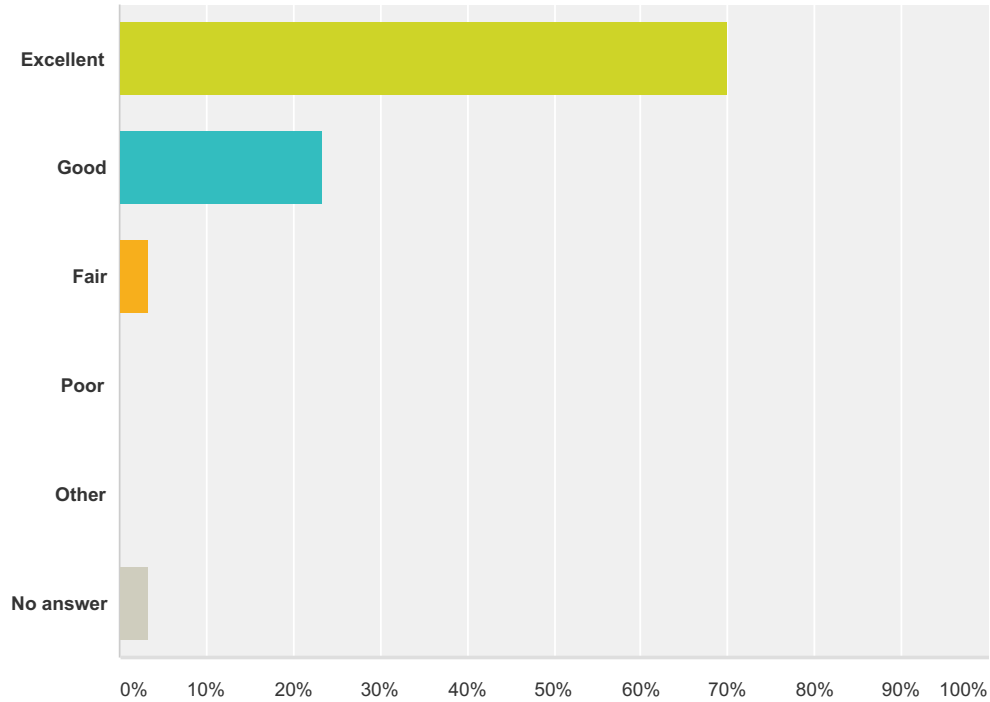
Answered: 30 Skipped: 0



Answer Choices	Responses	
Excellent	66.67%	20
Good	23.33%	7
Fair	10.00%	3
Poor	0.00%	0
No answer	0.00%	0
Total		30

Q5 The logistics for viewing the presentation slides and asking questions via WebEx were:

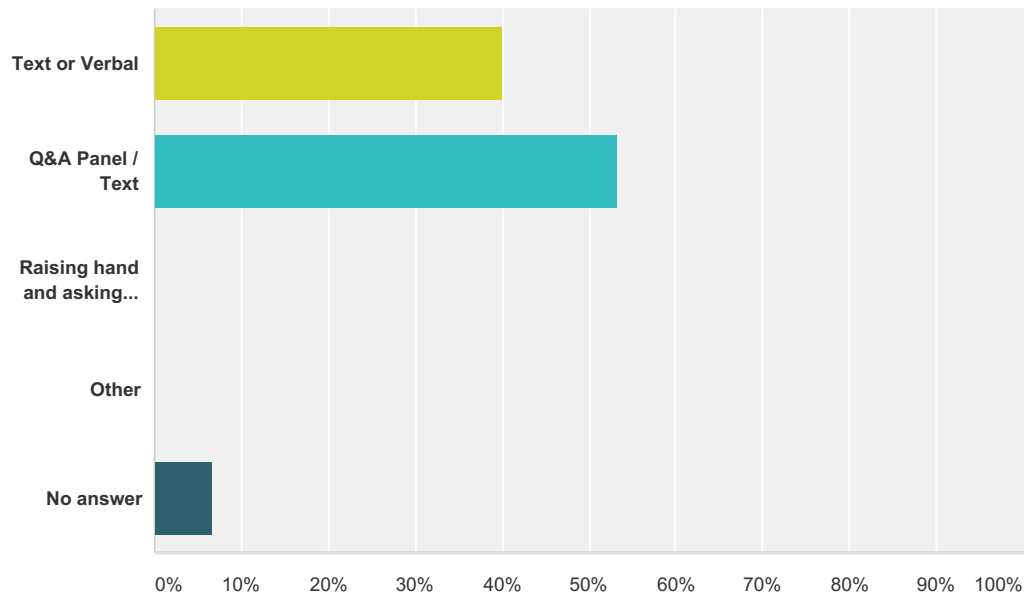
Answered: 30 Skipped: 0



Answer Choices	Responses	
Excellent	70.00%	21
Good	23.33%	7
Fair	3.33%	1
Poor	0.00%	0
Other	0.00%	0
No answer	3.33%	1
Total		30

Q6 What is your preferred method for asking questions?

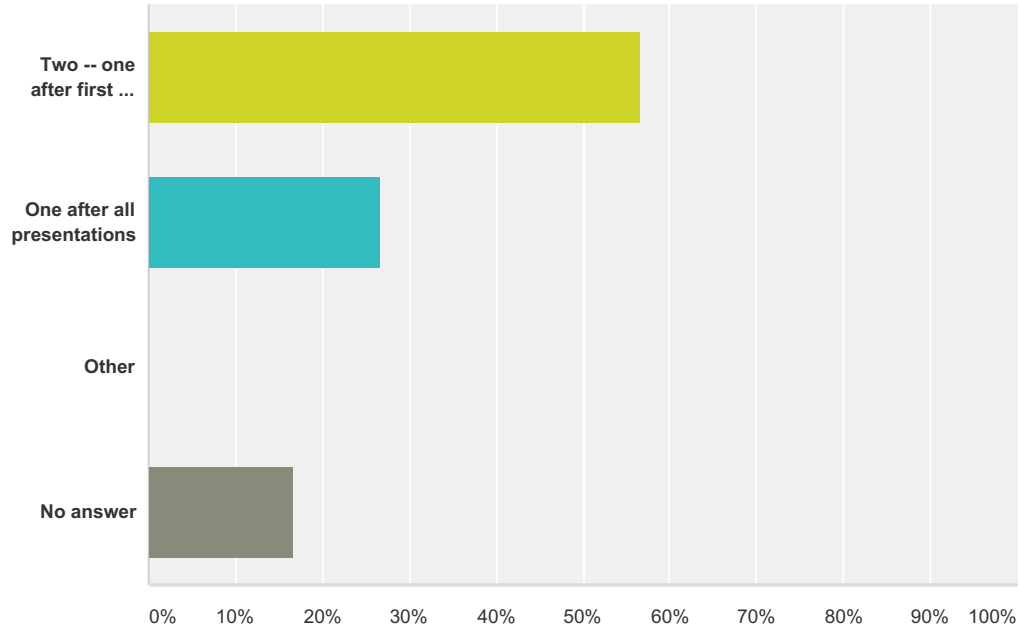
Answered: 30 Skipped: 0



Answer Choices	Responses	
Text or Verbal	40.00%	12
Q&A Panel / Text	53.33%	16
Raising hand and asking verbally	0.00%	0
Other	0.00%	0
No answer	6.67%	2
Total		30

Q7 What is your preferred number of Q&A sessions for a GRACast with four presentations?

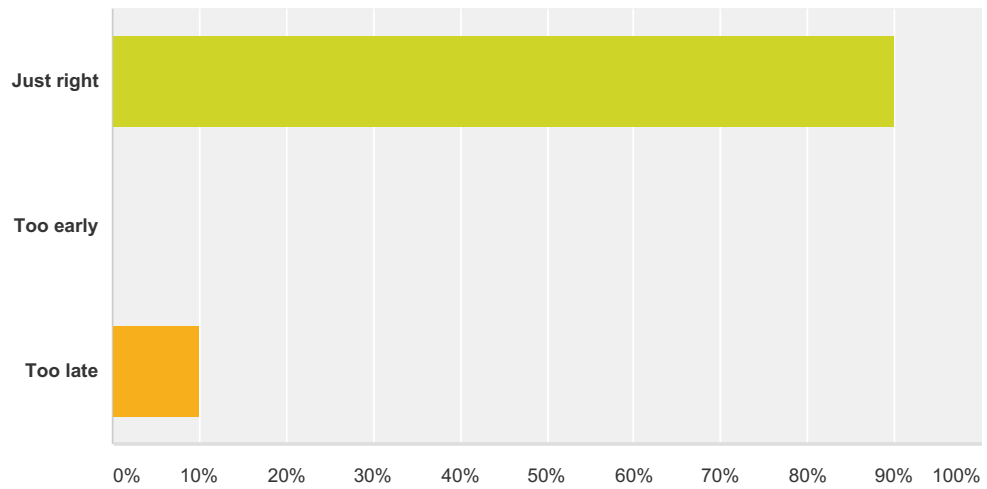
Answered: 30 Skipped: 0



Answer Choices	Responses	
Two -- one after first two presentations and one at end	56.67%	17
One after all presentations	26.67%	8
Other	0.00%	0
No answer	16.67%	5
Total		30

Q8 The time frame for the GRACast (12:00 pm – 1:00 pm PST) was:

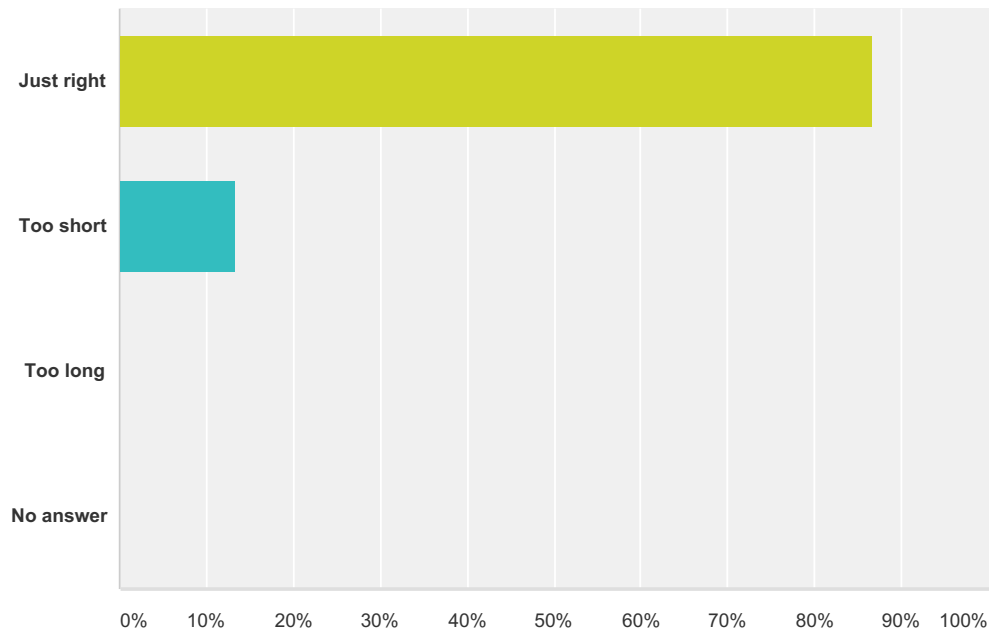
Answered: 30 Skipped: 0



Answer Choices	Responses	
Just right	90.00%	27
Too early	0.00%	0
Too late	10.00%	3
Total		30

Q9 The duration of the GRACast (60 minutes) was:

Answered: 30 Skipped: 0



Answer Choices	Responses	
Just right	86.67%	26
Too short	13.33%	4
Too long	0.00%	0
No answer	0.00%	0
Total		30

Q10 What did you like about the GRACast?

Answered: 10 Skipped: 20

#	Responses	Date
1	The material was relatively technical and very applicable to SGMA plan development.	11/9/2016 1:30 PM
2	Good overview	11/9/2016 1:15 PM
3	Thomas' breadth of coverage of the topic	11/9/2016 1:14 PM
4	It engaged some technically substantial matters and didn't just glaze over the surface of SGMA requirements.	11/9/2016 1:13 PM
5	very informative	11/9/2016 1:13 PM
6	Dr Harter presented tools for the new regulations	11/9/2016 1:13 PM
7	The background information in the first presentation was very helpful.	11/9/2016 1:13 PM
8	Great presenter - Dr. Harter - very knowledgeable, experienced and is a good speaker.	11/9/2016 1:12 PM
9	Very timely with information that will be useful to GSP development.	11/9/2016 1:12 PM
10	Timely and informative	11/9/2016 12:57 PM

Q11 What suggestions do you have that would improve future GRACasts?

Answered: 6 Skipped: 24

#	Responses	Date
1	A presentation of this quality merits a longer time slot.	11/9/2016 1:30 PM
2	None	11/9/2016 1:14 PM
3	speaker needs a better phone connection	11/9/2016 1:13 PM
4	Sometimes there was static and a muffle sound to Dr Harter's phone line. Tom McCarthy was always clear. Was a mobile phone being used?	11/9/2016 1:13 PM
5	None	11/9/2016 1:12 PM
6	Try to stay within the time frame provided so material or questions and answers are not missed.	11/9/2016 1:12 PM

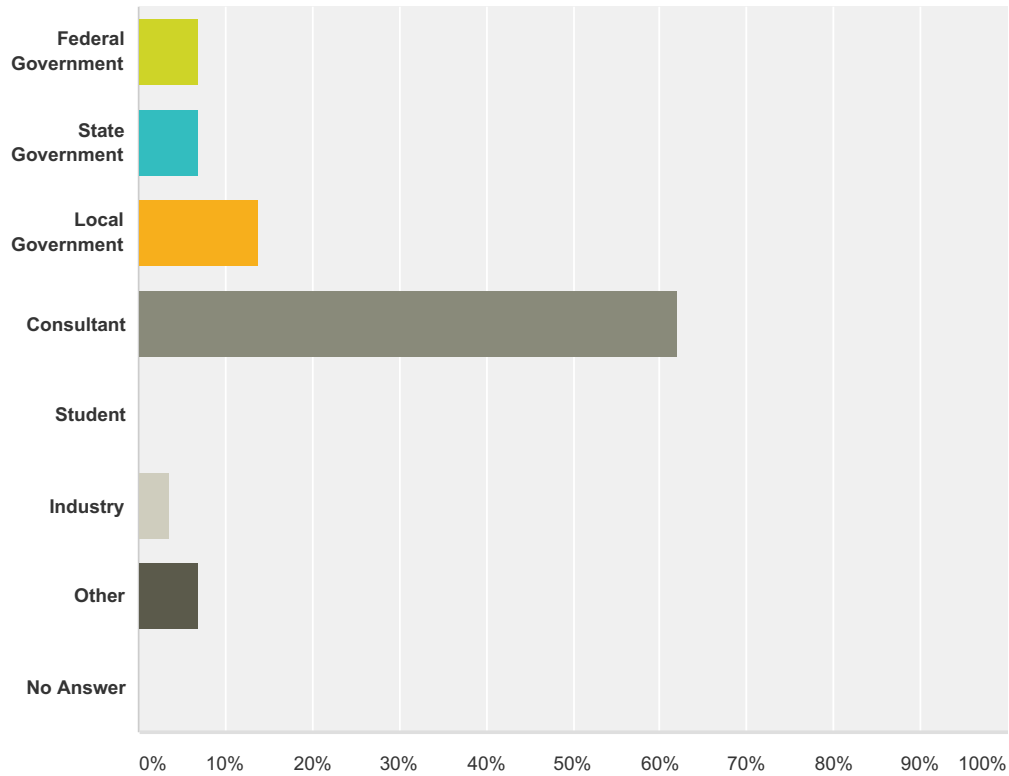
Q12 What topics would you like to see addressed by future GRACasts?

Answered: 3 Skipped: 27

#	Responses	Date
1	More SGMA related technical tools.	11/9/2016 1:30 PM
2	As programs are implemented, it would be interesting to see where these issues are identified and how different agencies are addressing the issue	11/9/2016 1:15 PM
3	More on specific monitoring of gw and sw for developing GSPs	11/9/2016 1:14 PM

Q13 What is your affiliation?

Answered: 29 Skipped: 1



Answer Choices	Responses
Federal Government	6.90% 2
State Government	6.90% 2
Local Government	13.79% 4
Consultant	62.07% 18
Student	0.00% 0
Industry	3.45% 1
Other	6.90% 2
No Answer	0.00% 0
Total	29

GRACast Feedback Survey

Q14 How many people listened in on your phone line?

Count	27
Sum	44
Average	2
Maximum	9
Total Registrants	76
Estimated Attendance	152