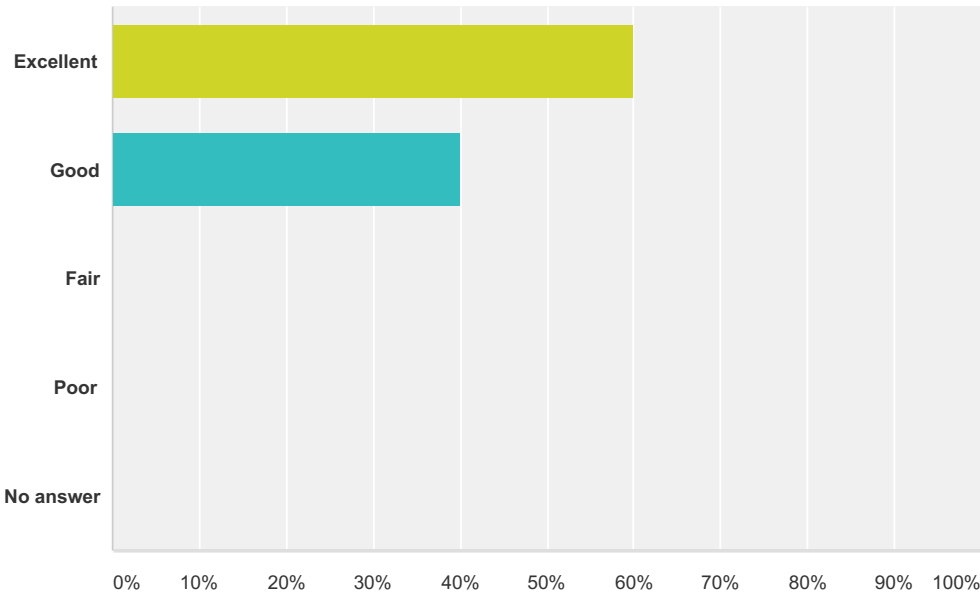


Q1 The quality of content for the GRACast was:

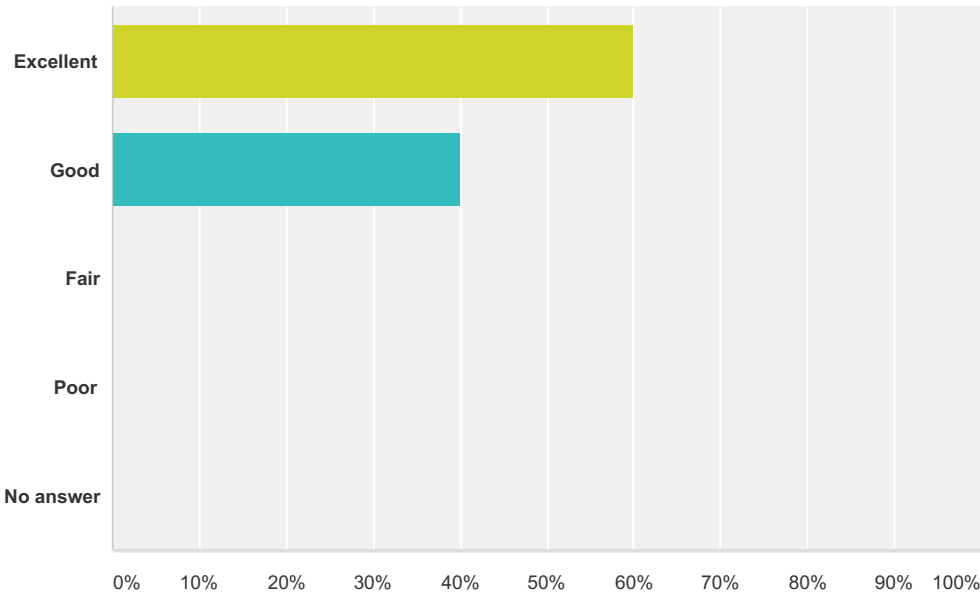
Answered: 15 Skipped: 0



Answer Choices	Responses	
Excellent	60.00%	9
Good	40.00%	6
Fair	0.00%	0
Poor	0.00%	0
No answer	0.00%	0
Total		15

Q2 The quality of presentation for the GRACast was:

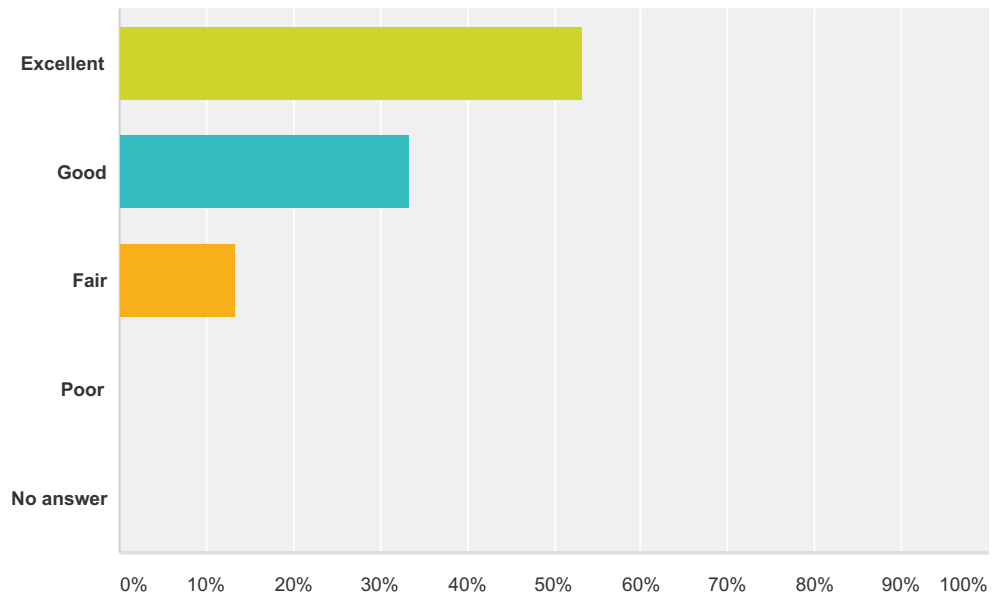
Answered: 15 Skipped: 0



Answer Choices	Responses	
Excellent	60.00%	9
Good	40.00%	6
Fair	0.00%	0
Poor	0.00%	0
No answer	0.00%	0
Total		15

Q3 The level of technical material presented in the GRACast was:

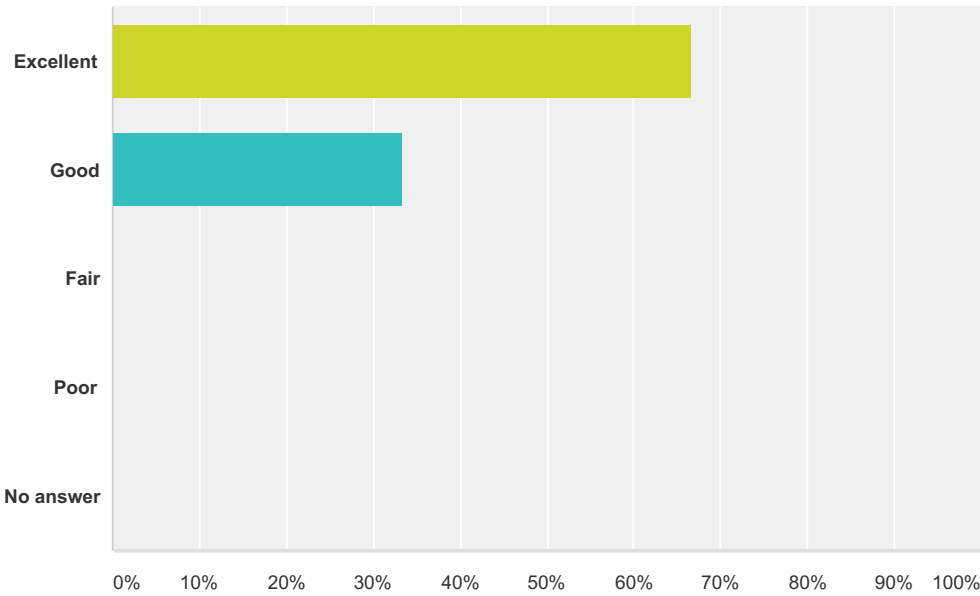
Answered: 15 Skipped: 0



Answer Choices	Responses	
Excellent	53.33%	8
Good	33.33%	5
Fair	13.33%	2
Poor	0.00%	0
No answer	0.00%	0
Total		15

Q4 The logistics for connecting via telephone and sound were:

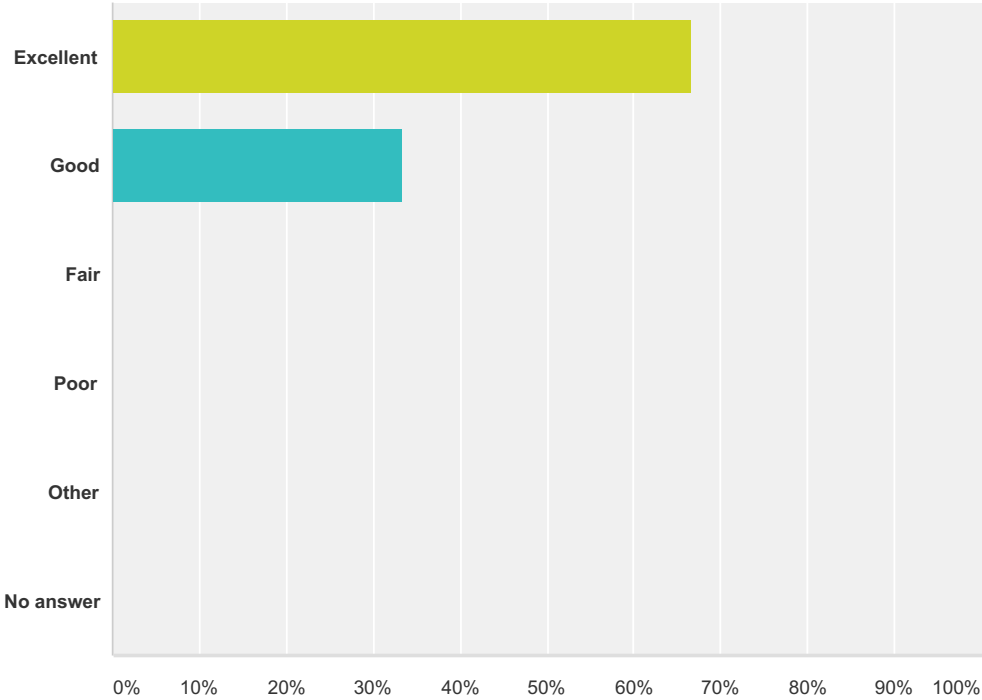
Answered: 15 Skipped: 0



Answer Choices	Responses	
Excellent	66.67%	10
Good	33.33%	5
Fair	0.00%	0
Poor	0.00%	0
No answer	0.00%	0
Total		15

Q5 The logistics for viewing the presentation slides and asking questions via WebEx were:

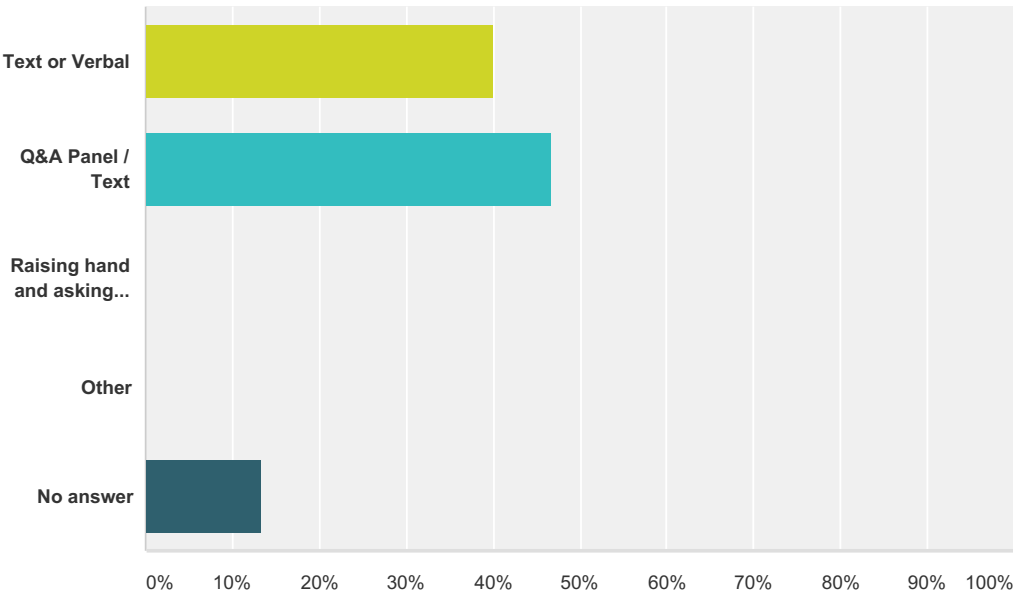
Answered: 15 Skipped: 0



Answer Choices	Responses	
Excellent	66.67%	10
Good	33.33%	5
Fair	0.00%	0
Poor	0.00%	0
Other	0.00%	0
No answer	0.00%	0
Total		15

Q6 What is your preferred method for asking questions?

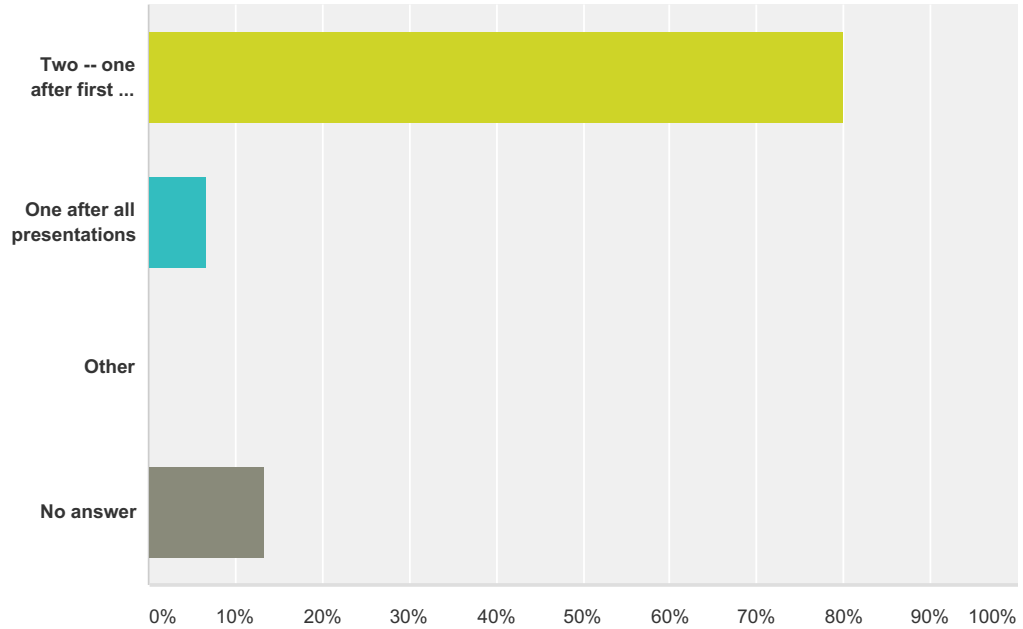
Answered: 15 Skipped: 0



Answer Choices	Responses	
Text or Verbal	40.00%	6
Q&A Panel / Text	46.67%	7
Raising hand and asking verbally	0.00%	0
Other	0.00%	0
No answer	13.33%	2
Total		15

Q7 What is your preferred number of Q&A sessions for a GRACast with four presentations?

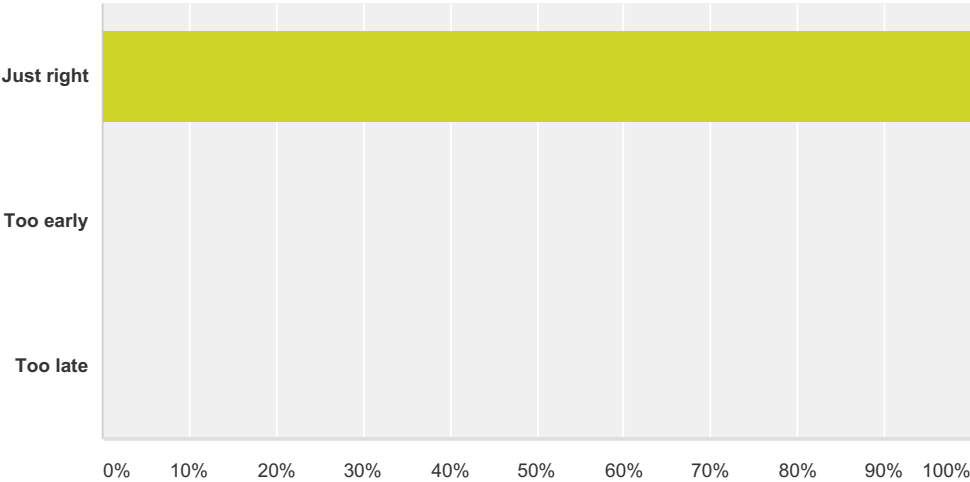
Answered: 15 Skipped: 0



Answer Choices	Responses	
Two -- one after first two presentations and one at end	80.00%	12
One after all presentations	6.67%	1
Other	0.00%	0
No answer	13.33%	2
Total		15

Q8 The time frame for the GRACast (12:00 pm – 1:00 pm PST) was:

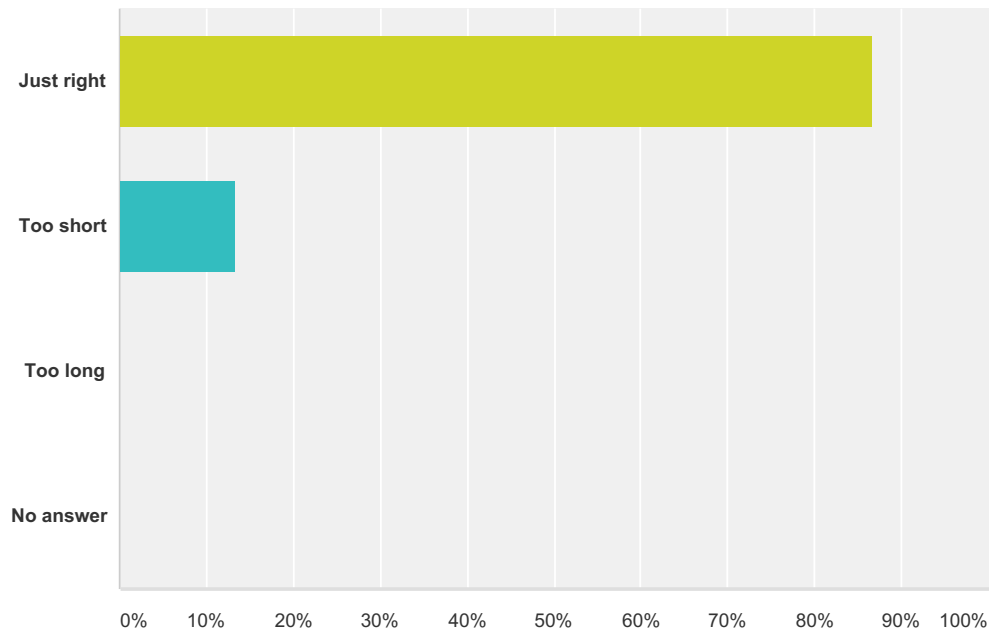
Answered: 15 Skipped: 0



Answer Choices	Responses	
Just right	100.00%	15
Too early	0.00%	0
Too late	0.00%	0
Total		15

Q9 The duration of the GRACast (60 minutes) was:

Answered: 15 Skipped: 0



Answer Choices	Responses	
Just right	86.67%	13
Too short	13.33%	2
Too long	0.00%	0
No answer	0.00%	0
Total		15

Q10 What did you like about the GRACast?

Answered: 10 Skipped: 5

#	Responses	Date
1	Great speakers!	11/30/2016 1:35 PM
2	It was easy to attend. It was well put-together.	11/30/2016 1:08 PM
3	Great info	11/30/2016 1:07 PM
4	The presentation content did not make assumptions on attendee knowledge by using a lot of acronyms.	11/30/2016 1:06 PM
5	the maps	11/30/2016 1:06 PM
6	Timely topic	11/30/2016 1:05 PM
7	Good information presented. Very informative	11/30/2016 1:04 PM
8	Helped to frame the problem of PFOA/PFAAs in our water.	11/30/2016 1:03 PM
9	good presentation of important material.	11/30/2016 1:03 PM
10	Timely discussion topic.	11/30/2016 1:03 PM

Q11 What suggestions do you have that would improve future GRACasts?

Answered: 4 Skipped: 11

#	Responses	Date
1	None	11/30/2016 1:07 PM
2	more information about analytical methods. Another reason that the reporting limits were high is because instrumentation has also improved for lower detection limits	11/30/2016 1:06 PM
3	None	11/30/2016 1:05 PM
4	I would have liked to have had more time to ask questions at the end.	11/30/2016 1:04 PM

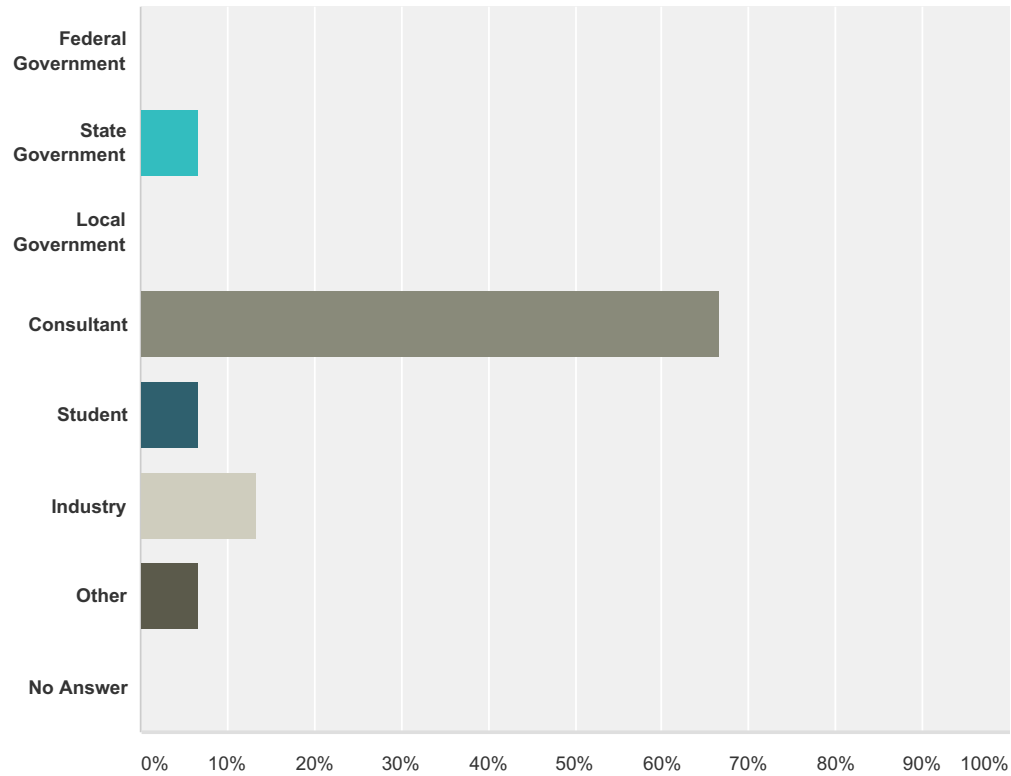
Q12 What topics would you like to see addressed by future GRACasts?

Answered: 2 Skipped: 13

#	Responses	Date
1	How are agencies dealing with sites that have monitoring wells that are dewatered due to falling water tables? Especially at sites that are in a monitored natural attenuation program.	11/30/2016 1:05 PM
2	1,4-dioxane	11/30/2016 1:05 PM

Q13 What is your affiliation?

Answered: 15 Skipped: 0



Answer Choices	Responses
Federal Government	0.00% 0
State Government	6.67% 1
Local Government	0.00% 0
Consultant	66.67% 10
Student	6.67% 1
Industry	13.33% 2
Other	6.67% 1
No Answer	0.00% 0
Total	15

GRACast Feedback Survey

Q14 How many people listened in on your phone line?

Count 15

Sum 45

Average 3

Maximum 10

Total Registrants 54

Estimated Attendance 162